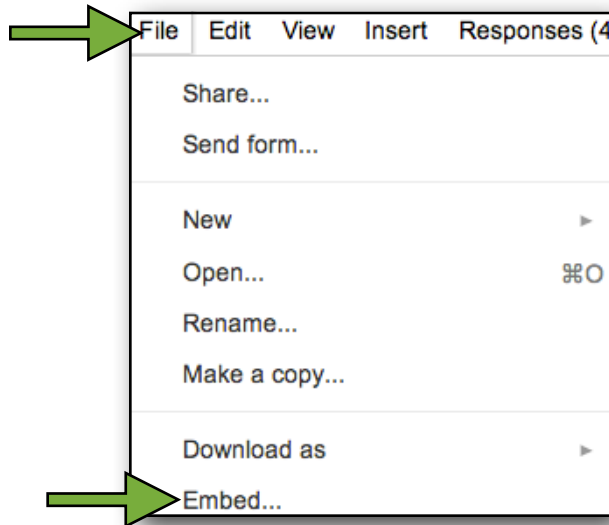
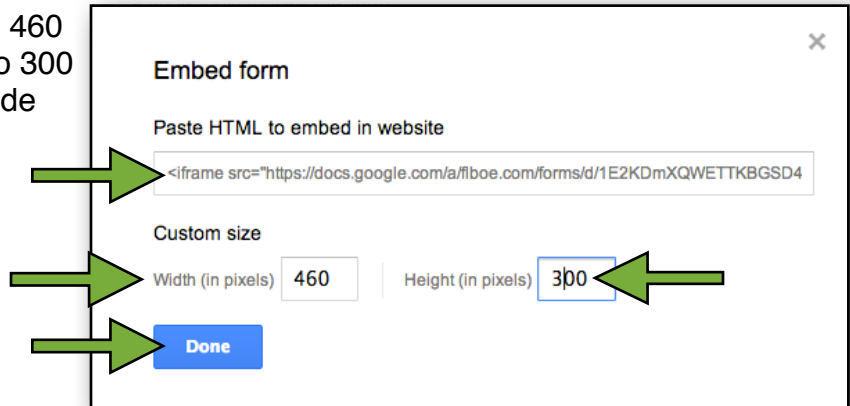


## How to Embed Form into you School Fusion Page

In form view  
go to File-Embed

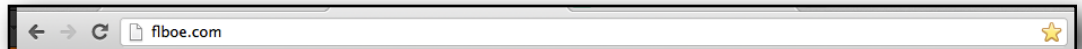


Change the Width (in pixels) to 460  
Change the Height (in pixels) to 300  
Click inside the box with the code  
and copy the code  
Press Done

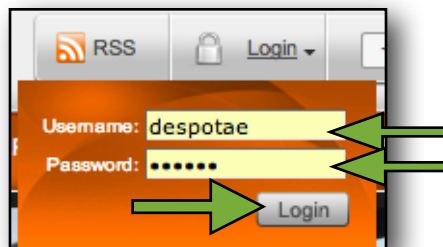


Log into your Fusion Page

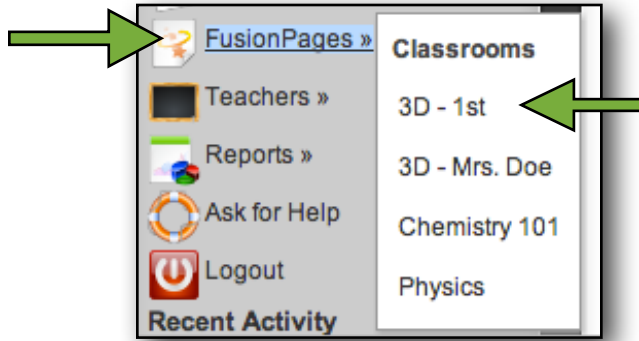
go to [www.flboe.com](http://www.flboe.com)



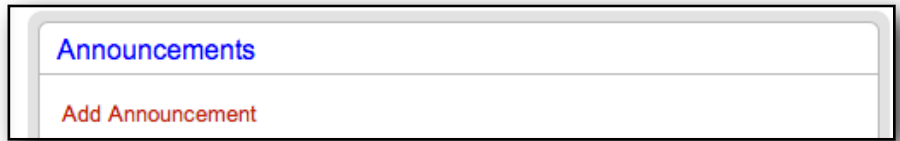
Enter your username  
Enter your password  
Login



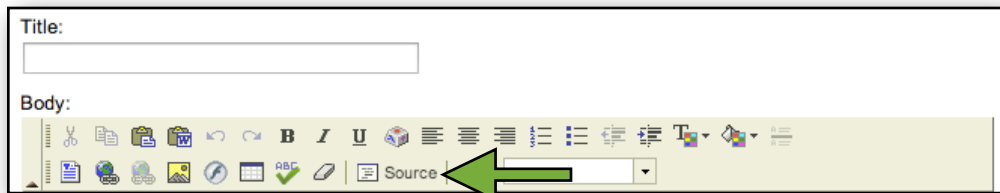
Enter your classroom



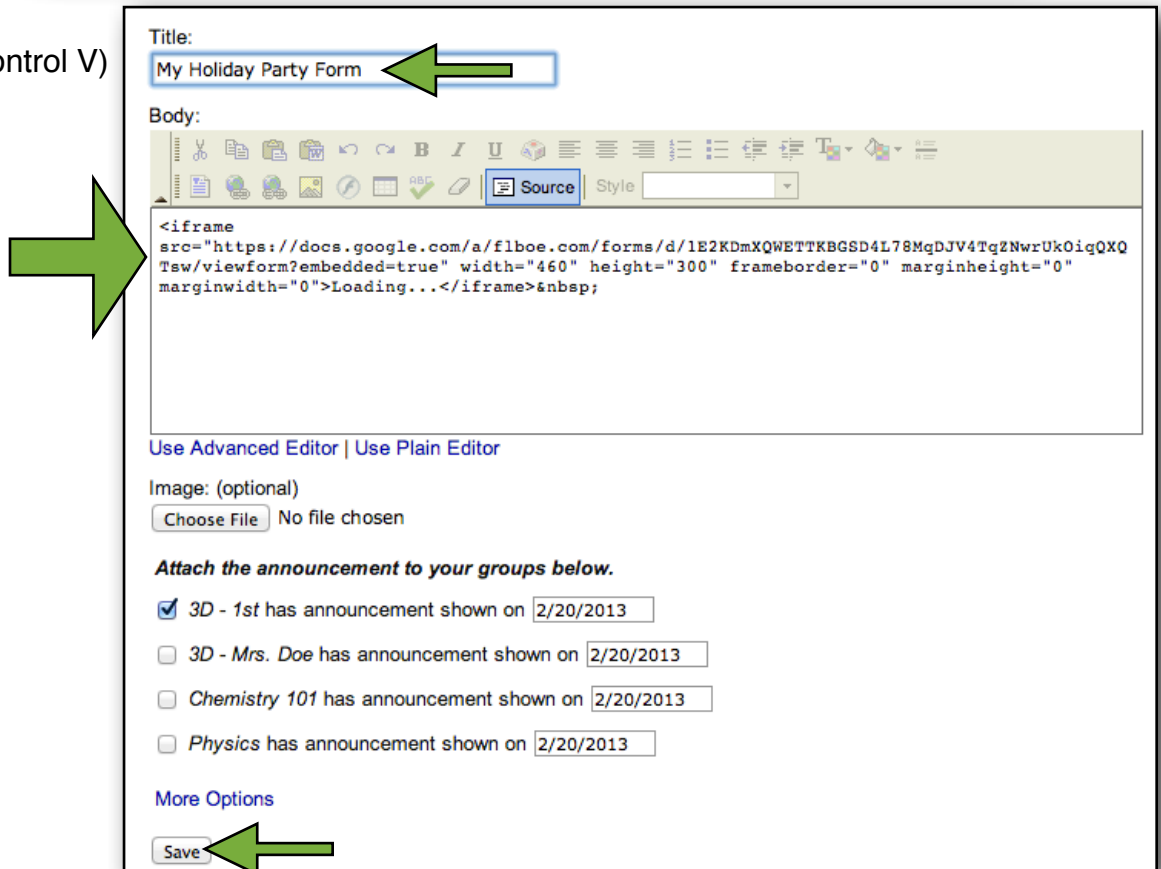
Click on Add Announcement



Click on Source



Enter Title  
Paste Code (Control V)



Form will appear in announcement

### Accounting 7-1, 7-2 Quiz

The following is a quiz from chapter 7 sections 1 + 2. You may use your folders to help you complete this quiz. Thanks!

\* Required

Full Name \*

How are you taking this quiz? \*

- Computer
- Cell Phone
- iPad or other tablet

What 3 pieces of information are included when preparing the heading of a worksheet? \*

Choose all that apply.

- The name of the company, the address of the company, the date of the report
- The name of the company, the name of the report, the date of the report
- The name of the company, the name of the report, today's date

What pieces of information are needed when preparing a trial balance on a work sheet? \*

Check off all that apply

- Account Title
- Account Balance
- Write Totals
- Double Rule
- Single Rule
- Add Totals